

IKA TACK BAND AD SELF ADHESIVE ALUMINIUM- BUTYL SEALING TAPE

Supplied by Rawlplug South Africa Pty Ltd



High performance flashing tape



Fire classification

Product description

High performance flashing tape made of high performance butyl compound protected by a reinforced aluminium film, highly resistant to ageing, weathering and UV-rays.

Cold applied and excellent adhesion at low temperatures.

Tack Band AD is available in various colours and sizes for multi purpose applications.

IKA high performance products are manufactured to the highest quality standards and are available in a number of configurations to accommodate many specific project applications.

Fields of application

Sealing of ridge sheathings on roofs and chimneys, skylights...

Flashing of canopies, doors or window frames and conservatories. Repair of gutters and downpipes.....

High adhesion to all common building materials such as glass, steel, aluminium, PVC

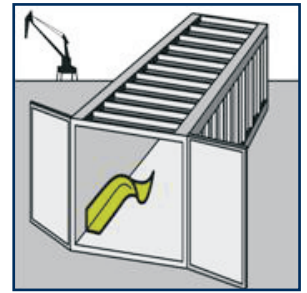
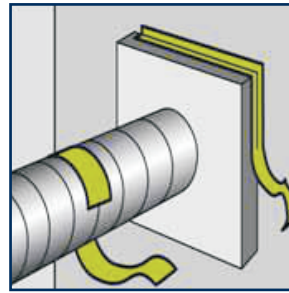
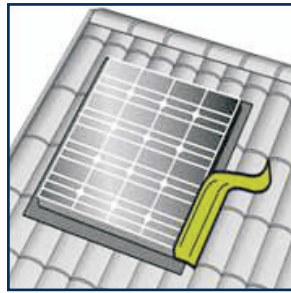
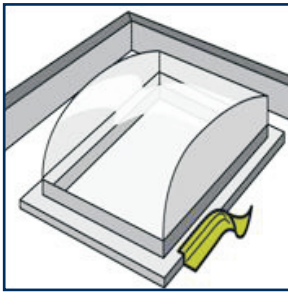
Also applied in industrial maintenance and HVAC industry.

Characteristics

	TESTS	VALUE
Solid by volume		100 %
Vertical flow at 5°C and 60°C	ISO 7390	0 mm
Elongation at break	ASTM D882	> 30 %
Tensile Strength	ASTM D882	> 80 MPa
Peeling force at 90°		> 10 N/cm
Water resistant		Excellent
Gas barrier		Excellent
Heat stability		Excellent
Fire resistance	NFP 92501	M1
Fire classification	EN 13501-1	E
Permeability to vapour	EN 1931	1,29 E-16 kg/(m.s.Pa)-μ= 1,53 E+6
Application temperature		0°C = T = + 40°C
Service temperature		-30°C = T = + 90°C
Metal finish colour	Aluminium, Grey, Lead, White, Beige, Terracotta, Black	
Adhesive colour	Grey	

IKA TACK BAND AD SELF ADHESIVE ALUMINIUM- BUTYL SEALING TAPE

Supplied by Rawlplug South Africa Pty Ltd



Test reports



Fire resistance test of a material by SNPE N°14647-09 : M1 classification



Fire classification according to EN 13501-1 by MPA Stuttgart : classification E



Permeability to vapour : NF EN 1931. Test report CSTB CPM 11/260-33839

Standard packaging

Standard widths	Slitted rolls from 40 mm to 600 mm width – log rolls of 1000 mm and 1200 mm
Standard thickness	0,6 mm
Standard length	10 m
Packaging	Rolls individually packed in shrink-wrap, with easy peelable labels. White box of 600 mm width for slitted rolls (12 rolls of 50 mm, 8 of 75 mm, 6 of 100 mm..) Vertical packaging on pallet for log rolls

Surface preparation

The surfaces must be clean, dry and free of dust. For an application between 0°C and 5°C, check beforehand the absence of frost or condensation on the surface. As with all self adhesive tape products, it's important that no condensation is present at the surface at which the product is applied. Surface moisture must be removed by wiping with a dry cloth prior to application. When replacing a bituminous tape, clean the supports of all bitumen traces and degrease with a solvent. As butyl adhesives are sensitive to solvent, wait for the total drying of the primer before to applying the product. In case of friable, porous or fragile supports, it's advisable to stabilize them with P100 Primer. Users must check the compatibility with the substrate in terms of adhesion, chemical compatibility and staining.

Application

Start peeling off the protective liner and position the product. Remove the protective liner progressively when installing. Carry out a roll-pressing to avoid entrapment of air bubbles. When connecting two tapes, use an overlap of at least 5 cm. Butyl sealants are plastic products. They do not possess any elastic resilience. Do not use for permanent fixings or in load bearing applications instead of an adhesive or of a mechanical fixing. The mechanical performances of butyl sealants decrease with an increase of temperature . Butyl sealants are sensitive to solvents.

Safety

Avoid the contact with the skin. Keep out of reach of children. Consult the Safety Data Sheet.

Shelf life-Storage

12 months from production date, in original unopened packaging and protected from humidity. Store in a well ventilated room and at a maximum temperature of 30°C. Storage at temperatures above 30°C may cause difficulties to remove protector during installation.