

## Product Information



### Typical applications

- Coat hooks to hollow doors.
- Shelves and bathroom accessories to standard plasterboard.
- Radiators and kitchen cabinets to double thickness and tiled plasterboard.

### DESCRIPTION

Fixing heavy objects securely in hardboard, plywood and soft faced materials. Fixtures can be removed and re-fitted, eg when moving radiators for redecoration. Can be secured using slotted or Pozi Driv screwdriver.

### Suitable for use in:

Plasterboard, Hardboard & Plywood.

### Features

1. Combination head screw supplied.
2. Integral anti-rotation lugs.
3. Hinged legs positioned to maximise load capacity.
4. One piece stamping, with integral thread and flange for increased reliability.

### Setting Tool



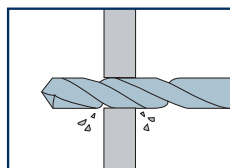
Interiset

DESCRIPTION	HOLE DIAMETER (mm)	WALL/BOARD RANGE (mm)	MAX FIXTURE THICKNESS (mm)	QUANTITY	PACK	BOX
M4x25	8	0-3	10	100		
M4x38	8	10-13	15	100		
M4x52	8	18-23	15	100		
M5x55	10	10-13	20	100		
M5x75	10	35-40	20	100		
M6x55	12	9-13	20	50		
M6x72	12	35-40	25	100		
Setting Tool				1		

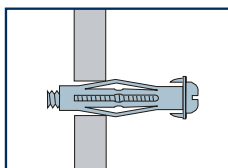
## Interiset Performance Data

MATERIAL	MAXIMUM LOADING					
	4x25	4x38	4x52	5x55	5x75	6x55
Plasterboard 9.5mm		9kg	10kg	12kg		
Plasterboard 12.5mm			12kg	14kg	16kg	18kg
Hollow Door	10kg	12kg				

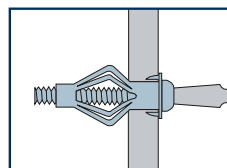
## Installation



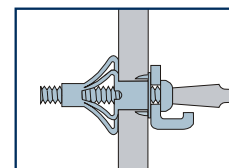
1. Drill a hole to appropriate size.



2. Insert the fixing into the hole. Tap in lightly, ensuring that the anti-rotation lugs penetrate the face of the base material.



3. Tighten the screw to set the fixing in position and then remove the screw.



4. Position the fixture, insert the screw and tighten until secure.